

輔助元件

管接型單向節流閥



規格

工作介質	使用壓力範圍	保證耐壓力	工作溫度(°C)	適用軟管
空氣	0~1.02MPa(0~145psi)	1.53MPa(218psi)	-5~60	尼龍軟管或PU管

成品訂購碼

ASL 8-02 B

系列代號

ASA: 管道節流型
ASL: L型(分進氣與排氣型)
AJSS: 萬向節流型
APA: 管路節流型
APAM: 帶獨立分隔板接頭

節流方式

空白: 排氣節流型
B: 進氣節流型

螺紋端規格

系列名稱	螺紋端規格
ASL	M5: M5
ASL\AJSS	01: PT1/8
	02: PT1/4
	03: PT3/8
ASL	04: PT1/2

管端規格

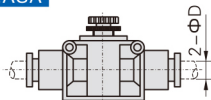
系列名稱	管端規格
ASA\ASL	4: Φ4mm
ASA\ASL	6: Φ6mm
APA\APAM	8: Φ8mm
AJSS	10: Φ10mm
ASA\ASL\AJSS	12: Φ12mm

符號



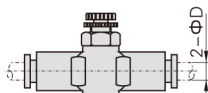
外部規格

型號:ASA



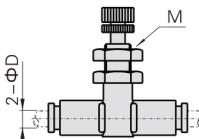
型號	ASA4	ASA6	ASA8	ASA10	ASA12
接管外徑 ΦD(mm)	Φ4	Φ6	Φ8	Φ10	Φ12

型號:APA



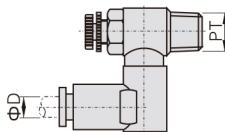
型號	APA6	APA8	APA10
接管外徑 ΦD(mm)	Φ6	Φ8	Φ10

型號:APAM



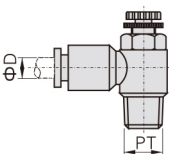
型號	APAM6	APAM8	APAM10
接管外徑 ΦD(mm)	Φ6	Φ8	Φ10
連接螺紋(M)	M12×1	M12×1	M18×1

型號:AJSS



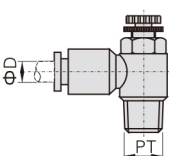
連接螺紋(PT)	接管外徑 ΦD(mm)			
	Φ6	Φ8	Φ10	Φ12
1/8	AJSS6-01	AJSS8-01	-	-
1/4	AJSS6-02	AJSS8-02	AJSS10-02	AJSS12-02
3/8	-	-	AJSS10-03	AJSS12-03

型號:ASL(排氣節流型)



連接(PT)	接管外徑 ΦD(mm)				
	Φ4	Φ6	Φ8	Φ10	Φ12
M3	ASL4-M3	ASL6-M3	-	-	-
M5	ASL4-M5	ASL6-M5	-	-	-
1/8	ASL4-01	ASL6-01	ASL8-01	ASL10-01	-
1/4	ASL4-02	ASL6-02	ASL8-02	ASL10-02	ASL12-02
3/8	-	ASL6-03	ASL8-03	ASL10-03	ASL12-03
1/2	-	ASL6-04	ASL8-04	ASL10-04	ASL12-04

型號:ASLB(進氣節流型)



連接(PT)	接管外徑 ΦD(mm)				
	Φ4	Φ6	Φ8	Φ10	Φ12
M3	ASL4-M3B	ASL6-M3B	-	-	-
M5	ASL4-M5B	ASL6-M5B	-	-	-
1/8	ASL4-01B	ASL6-01B	ASL8-01B	ASL10-01B	-
1/4	ASL4-02B	ASL6-02B	ASL8-02B	ASL10-02B	ASL12-02B
3/8	-	ASL6-03B	ASL8-03B	ASL10-03B	ASL12-03B
1/2	-	ASL6-04B	ASL8-04B	ASL10-04B	ASL12-04B